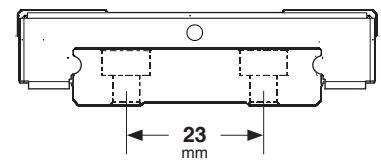
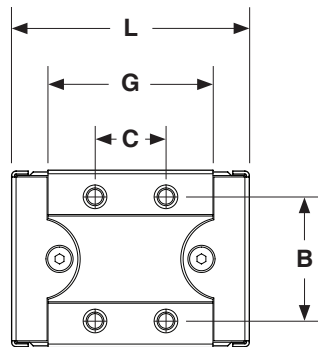
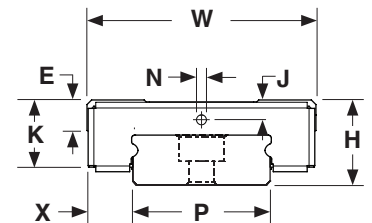
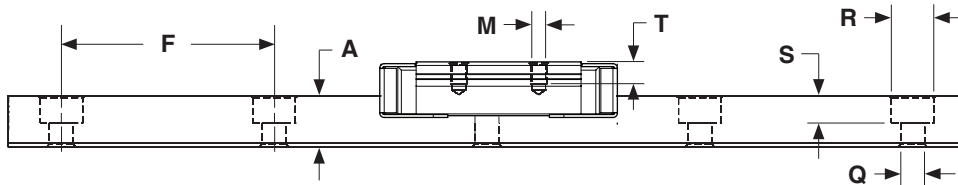


Dimensions & Specifications - EU / UZ End Seals & Reinforcement Plates & Stainless Steel Bottom Seals

Model Number	Outline (mm)			Block Dimensions (mm)								Rail Dimensions (mm)					Weight	
	Height H	Width W	Length L	B	C	M x T	K	G	N	J	E	P	X	A	F	Q x R x S	Block (g)	Rail (g/m)
MR 9 WN EU/UZ MR 9 WL EU/UZ	12	30	40.4 51.9	21 23	12 24	M3 x 3.0	9.6 9.4	27.9 39.5	1.3	2.6	4.0	18	6	7.3	30	3.5 x 6 x 4.5	37 51	940
MR 12 WN EU/UZ MR 12 WL EU/UZ	14	40	46.1 61.2	28	15 28	M3 x 3.5	11.3 11.2	31.0 46.0	1.3	3.1	4.5	24	8	8.5	40	4.5 x 8 x 4.5	68 96	1472
MR 15 WN EU/UZ MR 15 WL EU/UZ	16	60	57.6 76.7	45	20 35	M4 x 4.5	13.2 13.0	38.5 57.6	1.8	3.3	4.5	42	9	9.5	40	4.5 x 8 x 4.5	140 203	2818



For MR15W



For MR2W thru MR12W