Dimensions & Specifications: LBO Linear Bearing (open)

Model Number		Nominal Shaft Diameter	Dyn.[1] Load Cap.	Working Bore Diameter	Housing Bore D [2]	Dimensions (inches)				Retention Hole		Bearing Weight
Without Seals	With Seals	(inches)	(lbs)	(inches)	(inches)	A	B	C	E min.	F dia.	G (in)	(lbs)
LBO-8	LBO-8-S	0.500	230	0.5000/0.4995	0.8755/0.8750	1.250/1.230	1.032/1.012	0.050	0.312	.14	.63	0.04
LBO-10	LBO-10-S	0.625	320	0.6250/0.6245	1.1255/1.1250	1.500/1.480	1.105/1.095	0.056	0.375	.11	.13	0.08
LBO-12	LBO-12-S	0.750	470	0.7500/0.7495	1.2505/1.2500	1.625/1.605	1.270/1.250	0.056	0.437	.14	.13	0.12
LBO-16	LBO-16-S	1.000	780	1.0000/0.9995	1.5630/1.5625	2.250/2.230	1.884/1.864	0.068	0.562	.14	.13	0.21
LBO-20	LBO-20-S	1.250	1,170	1.2500/1.2494	2.0008/2.0000	2.625/2.600	2.004/1.984	0.068	0.625	.20	.19	0.38
LBO-24	LBO-24-S	1.500	1,560	1.5000/1.4994	2.3760/2.3750	3.000/2.970	2.410/2.390	0.086	0.750	.20	.19	0.71
LBO-32	LBO-32-S	2.000	2,350	2.0000/1.9992	3.0010/3.0000	4.000/3.960	3.206/3.176	0.103	1.105	.27	.31	1.20

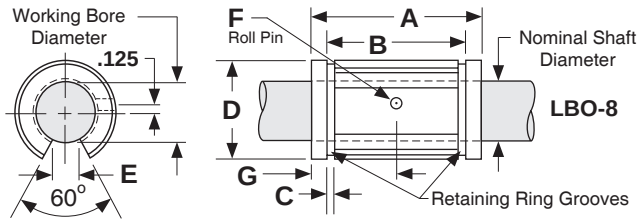

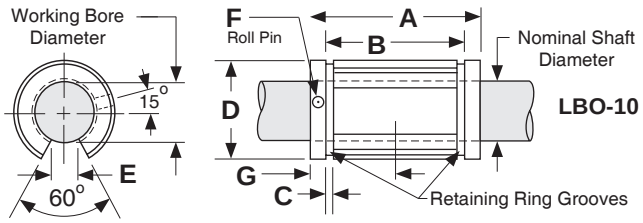

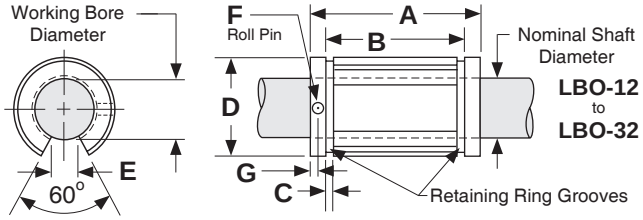

Footnotes:

(1) Rating based upon 2 million inches of travel with the load forces being applied downward on the linear bearing, while in a horizontal application, and based upon 1060 steel shafting (Rockwell 60C).

(2) This specification is based upon the bearing being on the shaft.