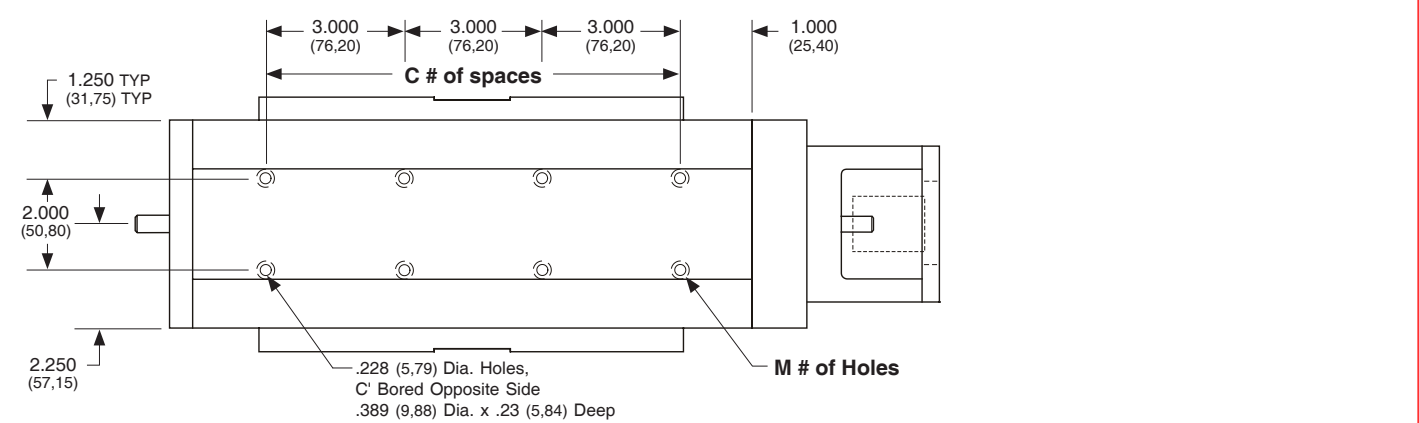
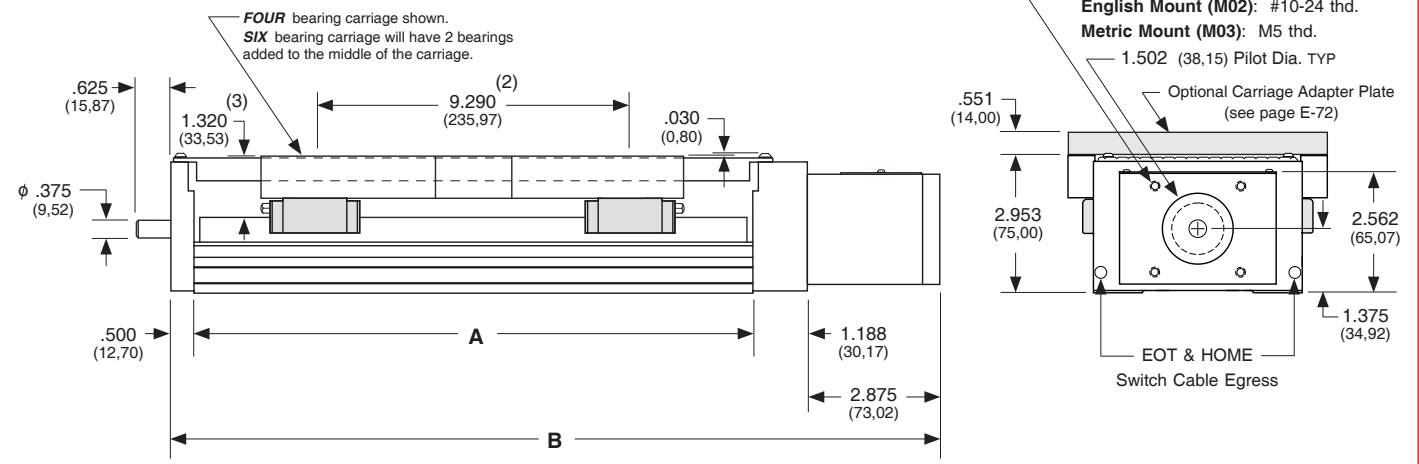
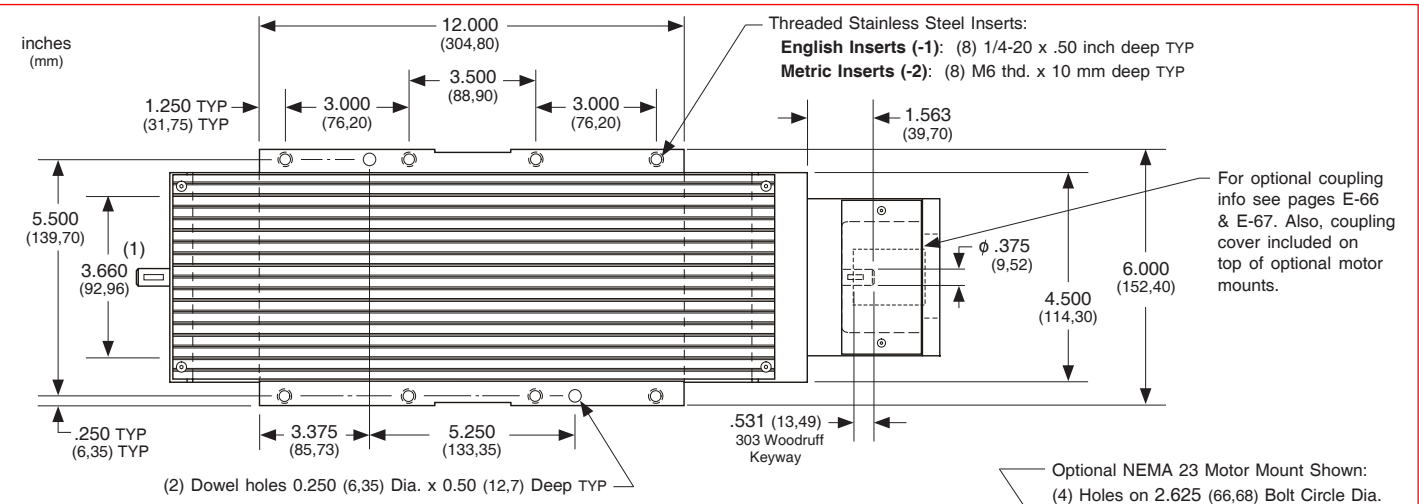


Dimensions & Specifications

- With Top Cover Plate Only -

Model Number	Travel Length inches (mm)	Table Dimensions inches (mm)		Mounting Dimensions inches (mm)		Screw Length inches (mm)	Table Weight lbs (kgf)
		A	B	C	M		
17x1206-CP1	6 (150)	18.125 (460,4)	22.688 (576,3)	5	12	22.00 (559)	19.7 (8,9)
17x1212-CP1	12 (300)	24.125 (612,8)	28.688 (728,7)	7	16	28.00 (711)	21.9 (9,9)
17x1218-CP1	18 (455)	30.125 (765,2)	34.688 (881,1)	9	20	34.00 (864)	24.1 (10,9)
17x1224-CP1	24 (605)	36.125 (917,6)	40.688 (1033,5)	11	24	40.00 (1016)	26.3 (11,9)
17x1230-CP1	30 (760)	42.125 (1070,0)	46.688 (1185,9)	13	28	46.00 (1168)	28.5 (12,9)
17x1236-CP1	36 (910)	48.125 (1222,4)	52.688 (1338,3)	15	32	52.00 (1321)	30.7 (13,9)
17x1242-CP1	42 (1060)	54.125 (1374,8)	58.688 (1490,7)	17	36	58.00 (1473)	32.9 (14,9)
17x1248-CP1	48 (1215)	60.125 (1527,2)	64.688 (1643,1)	19	40	64.00 (1626)	35.1 (15,9)
17x1254-CP1	54 (1370)	66.125 (1679,6)	70.688 (1795,5)	21	44	70.00 (1778)	37.3 (16,9)



- (1) This value is center to center distance (spread) between the two rails (d<sub>1</sub>).
- (2) This value is center to center distance (spacing) of the bearings on a single rail (d<sub>2</sub>).
- (3) This value is center distance of the bearing to top of carriage plate surface (d<sub>3</sub>).

x = 4; Carriage has 4 bearings; Carriage weight = 5.0 lbs. (2,27 kg)  
 x = 6; Carriage has 6 bearings; Carriage weight = 5.8 lbs. (2,63 kg)

**Footnotes:**  
 (1) Weight shown is with a 0.625 inch (16 mm) diameter screw, a NEMA 23 motor mount [0.42 lbs (0,19 kg)], a C-100 style [0.09 lbs (0,04 kg)] coupling, and a 4 bearing carriage. When using a 0.750 inch (20 mm) diameter screw add 0.042 lbs per inch (0,00075 kg per mm) of screw length for a given model number. When using a 6 bearing carriage add 0.8 lbs (0,36 kg) to each value.

**Note:** Any 160, 170, or 180 series table can be mounted on top of a second 160, 170 or 180 series table, in order to create X-Y multiple axis configurations. See page E-72 for optional carriage adapter plate information or contact *LINTECH* for details.